

# The TiVo® Experience



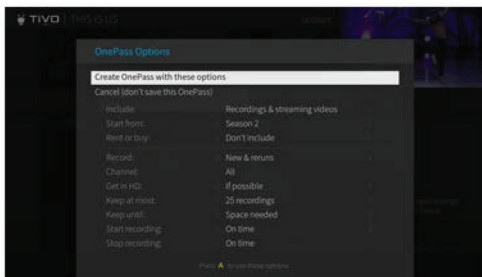
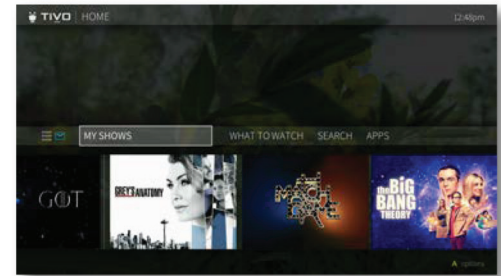
## WELCOME TO THE TIVO® EXPERIENCE!

The TiVo experience instantly gives you total control of the TV programming you love, and much more! The TiVo digital video recorder (DVR) also connects to the Internet and gives you access to an entire universe of TV shows, and web videos. Also, you can stream shows from your TiVo to every room in your home with the TiVo Mini.

With six tuners and 150 hours of HD recording capacity (enough for 300 episodes of your favorite 30-minute show), you can say goodbye to recording conflicts!

Press the TiVo button on your remote control to get to the Home screen, the starting point for all TiVo's amazing features.

For more help using your TiVo, visit [www.eplusbroadband.com](http://www.eplusbroadband.com) or call 731-422-7500.



## ONEPASS™

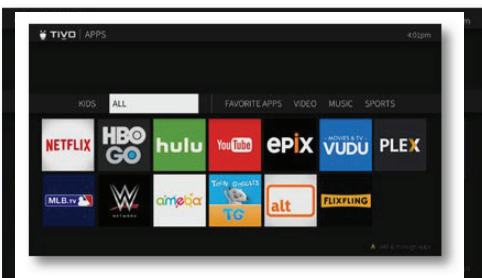
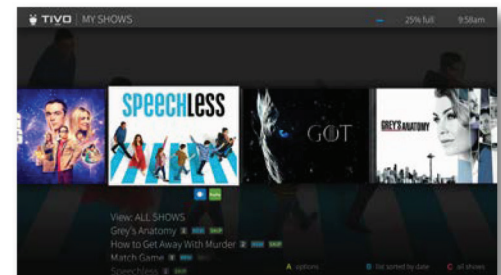
### YOUR TICKET TO LIMITLESS ENTERTAINMENT

OnePass gathers every episode of a series available anywhere and adds them all right to your My Shows list. Now you can watch a series from beginning to end, or start on any episode or season you want. If it's not available on TV, OnePass fills in the gaps with episodes from providers like Netflix, Hulu, HBO GO, and more. \*Subscriptions required. To create a OnePass, find a show you want to watch, then choose "Create a OnePass."

## MY SHOWS - FIND WATCH REPEAT

All of your recordings and streaming videos appear in the My Shows list. To get to the My Shows list from any menu screen or from live TV, just press the TiVo button twice. (Just press it once if you're already on the Home screen.)

At the top of the My Shows list, you'll see the Continue Watching strip: the fastest route to the shows you've been watching most recently. Below that, filters like 'Movies,' 'TV,' and 'Kids' let you narrow your My Shows choices instantly. Beneath the filters, you'll find all of your OnePass selections, single recordings, WishList searches, and bookmarked shows and movies.



## VIDEO APPS - EVERYTHING, WITH ONE REMOTE

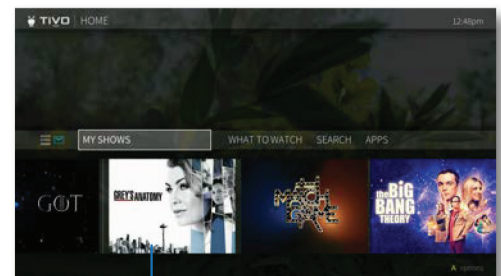
When you search or browse for movies or individual episodes of series, your results include videos available to stream from Netflix, Hulu, HBO GO apps\* - no need to switch to a different input.

\*Feature may not be available for all video apps.

Don't have time to watch it now? Rather than search for it again later, 'Bookmark' it to add a link to the video directly to My Shows.

## THE SMARTBAR - READY WHEN YOU ARE

Located at the bottom of the Home screen, the SmartBar predicts shows to watch based on what your household usually watches at a particular time or day. For example, if you normally watch the previous night's late-night talk show the next morning, you'll see it in the SmartBar when you wake up. If the kids tend to watch shows while dinner's cooking, those shows will be waiting in the SmartBar at that time each day.




SmartBar

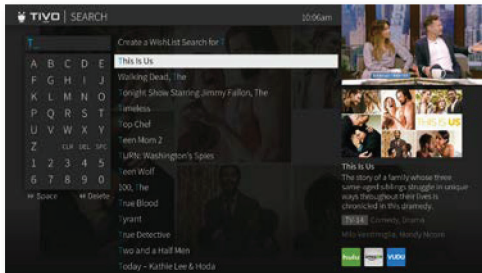
# Even More Cool Stuff You Can Do With TiVo®



## ASK FOR WHAT YOU WANT.

The TiVo voice remote is the only remote that lets you speak in natural language and gives you the ability to narrow your search results as you go. Search for shows, tune to a channel, ask for recommendations...it's all at your fingertips.

To issue a voice command, press and hold the  button and speak naturally into the remote. You can say things like "Find the latest episode of Studio 6," or "Launch Netflix," or "Find some action movies." You can even add on to your initial command to get more specific. For example, after the command, "Show me some action movies," you could add "From the 80s...just the ones with Bruce Willis."



## SEEK AND YOU SHALL FIND!

Only the TiVo experience offers fully integrated search. No other device instantly scans across all TV programming, available on-demand libraries and the web to find exactly what you want. It's like an entertainment search engine presenting you with a list of great options, so there's almost nothing you can't start watching in seconds!

Search by show title, episode title, show description, or person name (action, director, etc.). The TiVo service searches TV listings and available streaming options all at the same time. You can even search for a particular channel by its network name or call sign (e.g., ABC or CBS).

## TAKE A SHORTCUT TO GREAT SHOWS.

So many channels, so little time! TiVo's "What to Watch" lets you browse shows available to stream, watch live, bookmark, or record.

Top-level categories include 'On TV Today,' 'Sports,' 'Movies,' and more. Categories also include more specific sub-categories to help you find exactly what you're looking for. For example, from the 'Movies' strip, select 'View All' to see subcategories like 'New Releases,' 'Action,' and 'Comedy.'

## TIVO IS ALL ABOUT PLEASANT DISCOVERIES.

Finding the things you love is a snap with a WishList® search. Have a subject, title, actor or director you're curious about? Set up a WishList search and your TiVo will search all your programming 24/7/365 and record it.

## BE IN CONTROL WITH THE ALL-POWERFUL VU-IT APP!

Easily stream or transfer shows to your iPad or other mobile device using the VU-IT app! The VU-IT app powered by TiVo also lets you schedule recordings, control live TV, search for shows and more, right from your mobile device! Download the free VU-IT app from the App Store or Google Play.

- Watch live TV or recorded shows on your mobile device\*
- Download shows to take with you on the go\*
- Schedule recordings from anywhere
- Browse current listings and What to Watch
- Manage OnePass selections and the To Do List

## TIVO MULTI-SCREEN EXPERIENCE.

The TiVo multi-screen experience delivers TV plus streaming video services like Netflix and YouTube to just about anywhere in your home!

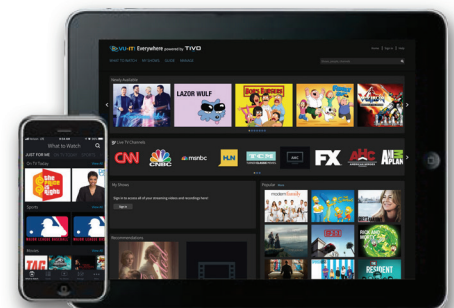
A TiVo Mini lets you stream shows from your TiVo to another TV location.

Or, you can stream shows from your TiVo to your mobile devices, and quickly download shows to your mobile device for viewing when you're away from your home network.

To login to the VU-IT app, you will need the username and password that you registered with at [www.watchtveverywhere.com](http://www.watchtveverywhere.com).

Availability of third-party content from streaming sources is subject to change, and certain third-party fees may apply. Not all recorded content can be streamed or downloaded to a mobile device. Requires compatible TiVo hardware and an iOS or Android device running current software. To stream live TV or recorded shows, your mobile device must be connected to the same home network as your DVR. © 2019 TiVo Corporation. All rights reserved. TiVo and the TiVo logo are registered trademarks. Netflix is a registered trademark of Netflix, Inc. All other company, product and brand names, logos and trademarks are the property of their respective owners.

EPlus Broadband is a division of Jackson Energy Authority. Jackson Energy Authority is an equal opportunity employer.



# TiVo® Remote Control



1. The **TIVO BUTTON** takes you to the Home screen.
2. If programmed, **TV PWR** turns your TV on or off. Go to 'Menu' > 'Settings' > 'Remote, CableCARD, & Devices' > 'Remote Control Setup' to program.
3. If programmed, use **INPUT** to select the input for your TV.
4. **BACK** goes back to the previous screen.
5. Use the **ARROW BUTTONS** to navigate the TiVo menus. In live TV, press UP for the one-line guide, DOWN to see personalized predictions, LEFT for your favorite channels, and RIGHT to see what's on other tuners.
6. If programmed, **VOLUME** and **MUTE** control the volume on your TV or AV receiver.
7. Press and hold the **VOICE** button to issue voice commands.
8. **REPLAY** repeats the last eight seconds of the show. Press and hold to jump to the beginning of a show. When browsing, press to jump to the first item in a strip.
9. Use the **THUMBS UP** and **THUMBS DOWN** buttons to rate shows to influence which shows get recorded as TiVo Suggestions.
10. The **A, B, C** buttons set options and sort and filter views. Look for on-screen tips.
11. **CLEAR** dismisses items appearing over live TV and deletes titles from My Shows and the To Do List.
12. **LIVE TV** takes you to live TV and lets you cycle through tuners.
13. **INFO** shows the info card while watching a show; press this button again to make it disappear.
14. Press **OK** to choose menu items.
15. Use **EXIT** to close certain apps.
16. Use **CHANNEL UP/DOWN** to change the channel or move quickly through lists and the guide.
17. **GUIDE** takes you to the on-screen program guide.
18. Press **RECORD** to record the show you're watching, or to set up a recording for a show selected in the guide.
19. While watching shows, use these buttons to control playback. Press up to three times for three speeds. In the TiVo menus, use **REWIND** and **FAST-FORWARD** to move quickly through strips.
20. **ADVANCE** moves forward in 30-second increments; press and hold to jump to the end of the show. Or, press to jump to the next tick mark when fast-forwarding or rewinding. Use to enter a dash when tuning to OTA sub-channels.
21. Pressing this button has no effect.
22. Press the **NETFLIX** button to launch the Netflix app.
23. **ENTER/LAST** returns to the last channel viewed.

Availability of third-party content from streaming sources is subject to change, and certain third-party fees may apply.

© 2019 TiVo Corporation. All rights reserved. TiVo and the TiVo logo are registered trademarks. Netflix is a registered trademark of Netflix, Inc. All other company, product and brand names, logos and trademarks are the property of their respective owners.

EPlus Broadband is a division of Jackson Energy Authority. Jackson Energy Authority is an equal opportunity employer.